


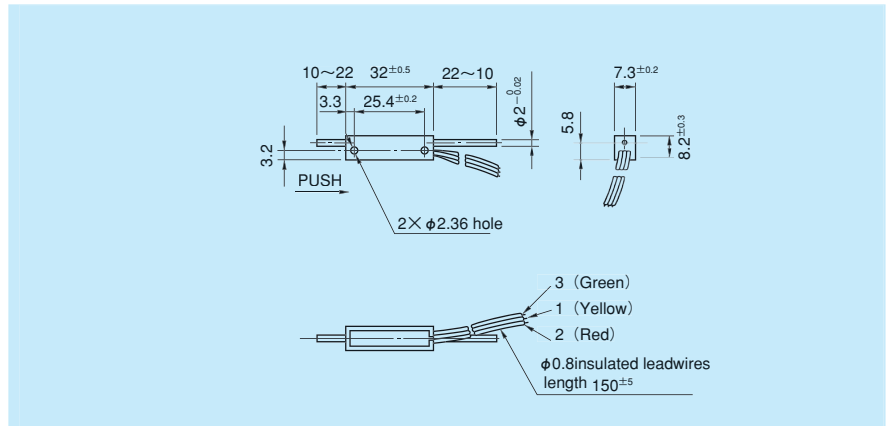
- Conductive Plastic
- With front and rear extended shaft
- Low-cost Item
- RoHS Compliant

Linear-motion ▶ Contact type ▶ Conductive plastic



Model 8FLP10A

### Standard Dimensions



### General Specifications

Standard Resistance Values	1k, 2k, 5k, 10k, 20k (Ω)
Max. Practical Resistance Value	50kΩ
Total Resistance Tolerance	Standard Class ±15% (L) Precision Class ±10% (K)
Independent Linearity Tolerance	Standard Class ±2.0% Precision Class ±1.0%
Resolution	Essentially infinite
Output Smoothness	Within 0.1% against input voltage
Contact Resistance Variation	Within 2% C.R.V.

Power Rating	0.2W
Electrical Stroke	11±0.5mm
Mechanical Stroke	About 12mm
Insulation Resistance	Over 1,000MΩ at 500V.D.C.
Dielectric Strength	1 minute at 500V.A.C.
Friction	Within 0.3N (30gf)
Stopper Strength	Approx. 10N (1kgf)
Resistance Temperature Coefficient	±400p.p.m./°C
Mass	Approx. 5g

### Special Specifications Available

(In the case of the potentiometer with special specifications, the general specifications and environmental specifications may change. Please consult us in advance.)

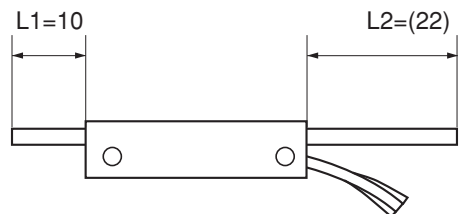
- Spring return device incorporated (Friction is approx. 3N [300gf].)
- Special electrical stroke (8mm, 12.7mm)
- Special machining on the shaft

### SPECIAL NOTE

When ordering special shaft length of our linear-motion potentiometers, especially models 8FLP and 15FLP series as standard version with front and rear shaft extension, please be sure to specify the shaft length exactly when the shaft is completely pressed into the housing.

Example: In the case of model 8FLP10A standard version

As you see from the right drawing, please specify the exact length of L1 and L2 when the shaft is completely pressed into the housing.



In the case of models with spring return device, the condition of spring returned is as right drawing and please specify the exact length of L1 and L2 when the shaft is completely pressed into the housing.

The condition of spring returned

