


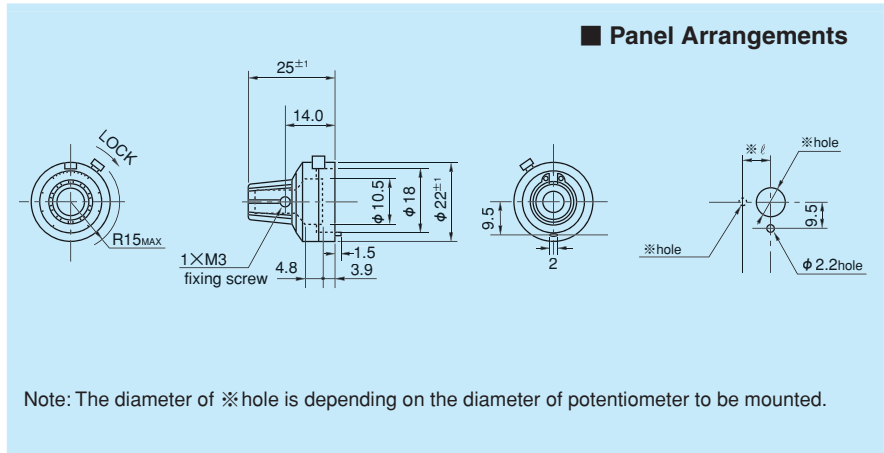
MODEL MG20-22B

- Analog-Readout
- Low-cost Item
- RoHS Compliant

● Standard Dimensions



Model MG20-22B



● General Specifications

Model No	Number of Turns-Counting.	Matching Shaft Dia. (mm)		Combinable Helicalohm Pot. (Matching shaft length of 25mm)	Lock Device	Operating Temperature Range	Mass (Approx. g)
		Standard	Special				
MG20-22B	20	6	3, 3.175 4, 6.35	10HP 22HP 12HHP 12HP 25HP 20HHP 12HPC 46HD 22HHP 20HP	YES	-30°C ~ +60°C	5

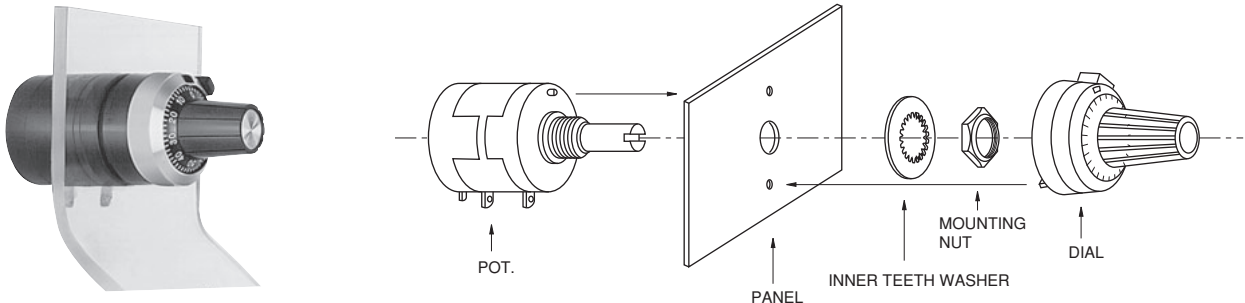
■ Mechanism of Lock Device

Note: 2 kinds of lock device on MG dial are available and please select them in accordance with your application.
 Model MG20-22B: When the lever is pulled, the locking function starts to work little by little.
 Model MG20-22BA: When the lever is pulled, the locking function starts to work quickly.
 Unless otherwise specified, we will supply model MG20-22B.

● Special Specifications Available

- Outer case and knob in different color (Black, Gray, etc.)
- 100 divisions in inner graduation (Possible read out of 1/1,000 in 10-turn pot.)

How to mount MG Series



After the potentiometer is fixed to the panel using the mounting nut, the shaft of the potentiometer is turned anticlockwise to its limit and is put into the mounting hole of the dial which is already set at "0". The shaft of the potentiometer is secured by the screw positioned at the knob of the dial with the attached hexagonal

wrench. With this, the mounting is completed. Please note that before mounting, holes must be prepared on the panel according to the panel arrangements above.