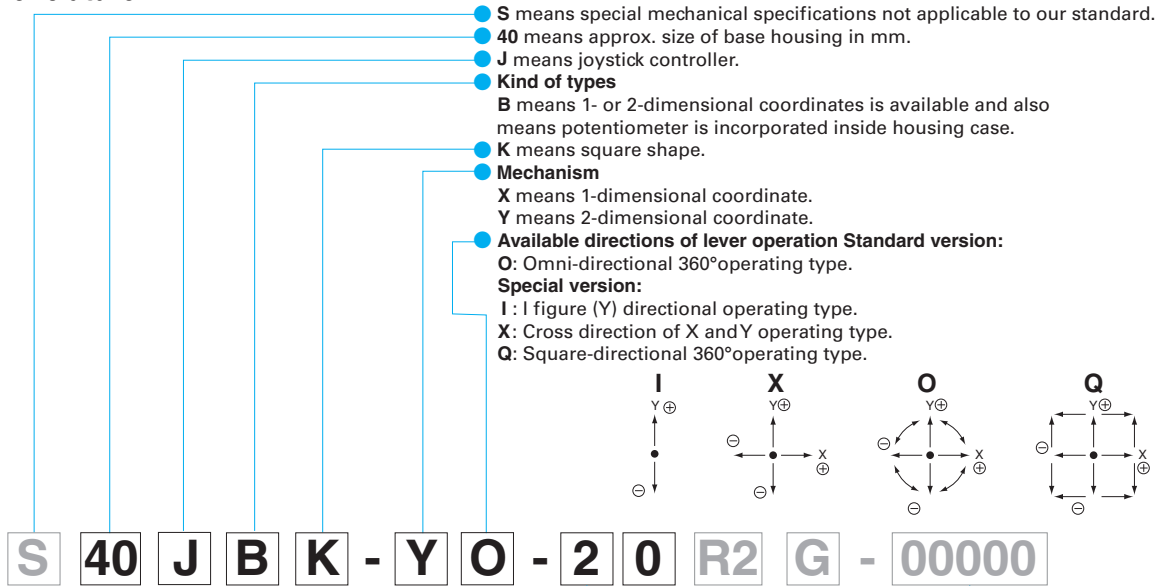


# 40JB

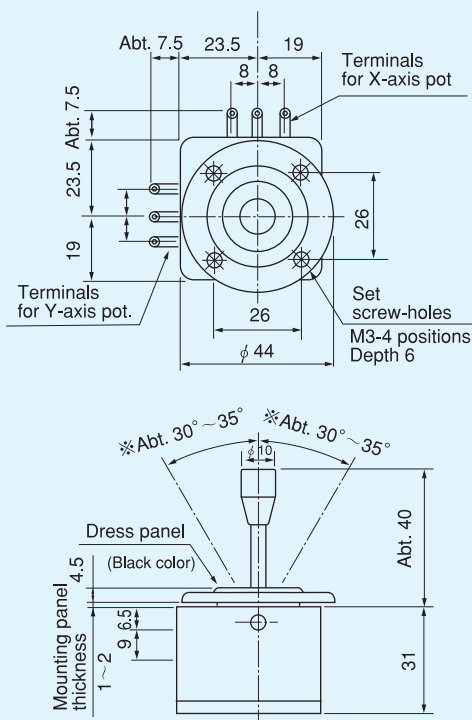
- Potentiometer incorporated type
- With conductive plastic element

## Nomenclature

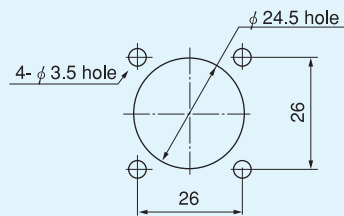


- Number of potentiometers to be incorporated.**  
 1...1 potentiometer incorporated.  
 2...2 potentiometers incorporated.  
**Number of switches to be incorporated.**  
 0...no switch incorporated. 1...1 switch incorporated.  
**With spring return device :**  
**R1** : with spring return device for 1-dimensional coordinate.  
**R2** : with spring return device for 2-dimensional coordinate.  
**Mounting accessories :**  
**G** : with dust proof rubber cover.  
**P** : with sub-panel for mounting.  
**Special part number :**  
 In case we produce customized products, we add 4 or 5-digit branch number.

## Standard Dimensions



## Panel Arrangements



- Note : 1) In case of type Q, the angle of mark<sup>※</sup> becomes 360° square-directionally and  $\pm 20^\circ \sim \pm 25^\circ$  from center position.  
 2) 4 pcs. of mounting screw (M3 × 8) are attached.

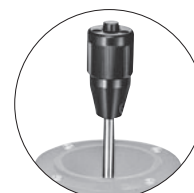
(Unit : mm)



**40JBK-YO-20**  
(Standard  
2-dimensional coordinate type)



**40JBK-YO-20R2G**  
(2-dimensional coordinate type with  
dust proof rubber cover and spring  
return device)



Knob 101

**Special Knobs Available**  
For detailed dimensions, please refer to page 52.

## STANDARD SPECIFICATIONS

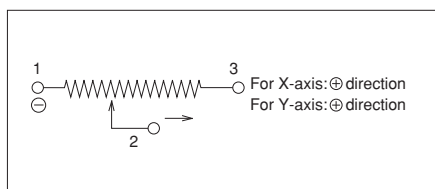
### Mechanical Performance

<b>Controlling range of operating lever</b>	2-dimensional coordinate type. Omni-directionally approx. $\pm 30^\circ \sim \pm 35^\circ$ from center position.
<b>Operating force</b>	Standard : Approx. 0.2~0.6N (20~60gf.) High torque type : Approx. 0.7~1.5N (70~150gf.) With spring return device (omni-directional type) : Approx. 0.6~3N (60~300gf.)
<b>Operating temperature range</b>	-20°C ~ +65°C
<b>Vibration</b>	10~55Hz 98m/s <sup>2</sup>
<b>Shock</b>	294m/s <sup>2</sup>
<b>Life expectancy</b>	Approx. 5,000,000 operations.
<b>Mass</b>	Without spring return device : Approx. 160g With spring return device : Approx. 180g

### Electrical Performance

<b>Potentiometers incorporated</b>	Special conductive plastic resistive element is exclusively used for 40JB series. Total resistance value : $10k\Omega \pm 15\%$ Rating : 0.2W Electrical rotating angle : Approx. 60° Independent linearity tolerance $\pm 3\%$ [All terminals can be fitted with Tyco110 series fasten receptacle (2.8 x 0.5mm) or equivalents]
<b>Output smoothness</b>	Below 0.2% against input voltage.
<b>Contact resistance variation</b>	Below 5% C.R.V.
<b>Resolution</b>	Essentially infinite
<b>Dielectric strength</b>	1 minute at 500V.A.C.
<b>Insulation resistance</b>	Over 1,000M $\Omega$ at 500V. D.C.

### Terminal Connection Diagram



### Special Specifications Available

Please see page 51, a table of "Standard and Special Specifications Available".